


STATE OF UTAH }
 }ss.
COUNTY OF DAVIS}

I, Brian McKenzie, Clerk for the County of Davis, State of Utah, do hereby certify that the annexed and foregoing is a true and full election tabulation report, including all valid provisional and mail ballots, for the Regular General Election held in Davis County on November 5, 2024.

I hereunto set my hand and affixed the Official Seal of Davis County.



Dated this 19th day of November, 2024




Brian McKenzie, Clerk

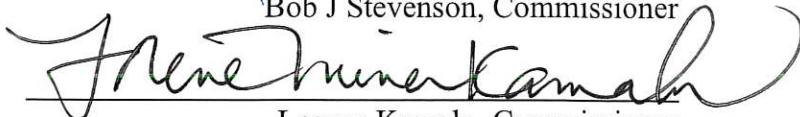
BOARD OF CANVASS

The Davis County Board of Canvassers hereby accepts the tabulation results as presented by the Davis County Clerk and declares them to be the official Davis County results of the Regular General Election held on November 5, 2024.


Dated this 19th day of November, 2024



Bob J Stevenson, Commissioner



Lorene Kamalu, Commissioner



Randy Elliott, Commissioner



Davis County Pre-Election Test and Audit Report

Election: November 5, 2024

Pre-Election Test Summary

1. Number of paper ballots processed on DS450: 7,664
2. Number of paper ballots processed on DS200: 220
3. Number of Express Vote Ballots Processed: 147
4. Were all contests included in the test? Yes
5. Did all equipment accurately detect over votes? Yes
6. Did all equipment accurately detect under votes? Yes
7. Did the results match the expected results of the test? Yes

Notes:

Firmware Validation

Hardware	Certified Firmware Version	Current Firmware Version
Electionware PC	6.3.0.0	6.3.00
DS450	4.2.0.0	4.2.00
DS200	3.0.0.0	3.0.0.0
ExpressVote	4.2.1.0	4.2.1.0

Were there any differences between the certified firmware version and the current firmware version? Yes No

Certification

I certify that I was present and or participated in the Pre-Election Test and Audit and that the information included in this certification is accurate.

County Clerk: [Signature]

Board of Canvass Representative: [Signature]

General Election November 5, 2024 Summary of By-Mail and Provisional Ballots Not Counted	Total ballots not counted	Already Voted	Fleeing Voter	No Proof of Identity	No Proof of Residency	Deceased	Power of Attorney	Incarcerated	Moved from County	Signed by someone other than the voter	No Signature	Signature did not match	Empty Envelope	Not Timely
North Salt Lake By-Mail	365			20						1	5	324		15
North Salt Lake Provisional	15	1			14									
South Weber By-Mail	141			5								125		11
South Weber Provisional	11				11									
Sunset By-Mail	61			8							2	51		
Sunset Provisional	1				1									
Syracuse By-Mail	549			21		1				2	7	458		60
Syracuse Provisional	1			1										
West Bountiful By-Mail	76			4							2	66		4
West Bountiful Provisional	8			1	7									
West Point By-Mail	147			6							2	133		6
West Point Provisional	1				1									
Woods Cross By-Mail	156			9				1		1	5	130		10
Woods Cross Provisional	4				4									
Total By-Mail Not Counted	5037	0	0	237		1	2	1	0	14	87	4298	2	395
Total Provisional Not Counted	208	9	0	11	188	0	0	0	0	0	0	0	0	0
Total	5245	9	0	248		1	2	1	0	14	87	4298	2	395

Ballot Reconciliation

Time and Date (ctrl+alt+shift+semicolon)	#####	#####	#####	#####	#####	#####	#####	#####	#####	#####	#####	#####	#####	#####	#####	#####	#####	#####	
Total Voters and Ballots Issued																			
Active Registered Voters as of Registration Deadline																			
Ballots Provided to Voter (By Mail and Electronic)																			
Ballots Returned Undeliverable																			
Ballots Provided to Voter (Polling Locations)																			
Mail/Absentee in Mail	14326	21005	40361	55080	58832	58831	65008	67386	67386	67386	67386	67386	67386	67386	67386	67386	67386	67386	
Mail/Absentee in Drop Box	6771	6765	22320	29915	37312	37312	49396	89075	89075	89075	89075	89075	89075	89075	89075	89075	89075	89075	
In person Absentee	11	14	22	22	22	22	22	22	22	22	22	22	22	22	22	22	22	22	
Void																			
UOCAVA in Mail	0																		
UOCAVA in Drop Box	0																		
Electronic UOCAVA and ADA	0																		
Early Voting (Regular)	0		1170	1840	1840	1840	1840	1840	1840	1840	1840	1840	1840	1840	1840	1840	1840	1840	
Early Voting (Curbside)	0																		
Early Voting (Provisional)	0																		
Election Day Polls (Regular)	0																		
Election Day Polls (Curbside)	0																		
Election Day Polls (Provisional)	0																		
Total Ballots Received From Voter for Processing	21108	27784	62681	85146	98375	98374	116610	175248	175248	175248	175248	175248	175248	175248	175248	175248	175248	175248	
Mail Ballots	8273	14316	49556	76147	91945	93753	101276	111194	123137	139710	152216	153936	154224	154224	154224	154224	154224	154224	
Early Voting (Regular)	0																		
Early Voting (Curbside)	0																		
Early Voting (Provisional)	0																		
Election Day Polls (Regular)	0																		
Election Day Polls (Curbside)	0																		
Election Day Polls (Provisional)	0																		
Total Ballots Counted or Processed	8273	14316	49556	76147	91945	95593	103116	125537	137480	154053	166559	172580	172869	172869	172869	172869	172869	172869	
By Mail Ballots Initially Rejected	678	876	1234	2972	3682	3469	5451	5451	6395	8131	8468	8487	8430						
Provisional Ballots Initially Rejected	0																		
By Mail Ballots Resolved	282	402	506	1308	1437	1788	2328	2328	2882	2910	3026	3186	3393						
Provisional Ballot Resolved	0																		
By Mail Ballots Not Resolved	406	474	728	1664	2245	1681	3123	3123	3513	5221	5442	5301	5037						
Provisional Ballots Not Resolved	0																		
Voters with Credit for Voting in VISTA	20702	27308	49576	84476	95655	96271	113053	125466	147607	166923	168709	172512	172867						
Ballots with Vote History in VISTA but not Counted	12429	12993	22	8331	3700	670	9940	0	10174	10067	851	12	0						
Ballots not processed	12429	12993	12395	8331	3700	670	9940	42058	30029	10067	851	12	0						
Reconciliation of Ballots Counted to Vote History	d	1	2	2	-10	-8	3	71	47	-2803	-1299	80	2	d	d	d	d	d	
Reconciliation of Ballots Received/Counted/Rejected	Balanced	-1	-2	-4	-59	-4	-2	-20	284	-2579	17	-8	Balanced	Balanced	Balanced	Balanced	Balanced	Balanced	
Notes			Discrepancies are a result of ballots being in process																

Monday - Wednesday - Friday Ballot Statistic

	Wed 10-16	Fri 10-18	Mon 10-21	Wed 10-23	Fri 10-25	Mon 10-28	Wed 10-30	Fri 11-1	Mon 11-4	Wed 11-6	Fri 11-8	Mon 11-11	Wed 11-13	Fri 11-15	Mon 11-18	Wed 11-20	Fri 11-22	Mon 11-25
Received	37	9244	21108	21108	50312	62681	80685	97950	116614	175187	176369	177318	177318	178110	178867			
Not Processed																		
In Process	37	9244	12835	12835	6610	12395	31129	3760	9940	42058	12647	851	851	12	0			
Processed			8273	8273	42954	49556	91945	103116	125535	154051	166559	166559	166559	172580	172869			
Challenged		58	406	406	741	728	978	2245	3123	3123	5221	5442	5442	5301	5037			
Provisional Not Processed	0	0	314	314	244	214	0	543	427	429	4450	4450	4450	209	208			
Pending Adjudication	0	0	43	43	57	0	17	137	77	77	600	851	851	12	0			
Pending Replication	0	0				441	494	988	2706	2706	1488	1982	1982	2966	2982			

****Davis County** Canvass Statistics**

****Election Date****

Section 1 - Ballot Statistics

1A	85.2%	Voter Turnout
1B	202927	Active voters (as of the voter registration deadline)
1C	153598	Number of counted ballots (Mail or Drop Box)
1D	14343	Number of counted ballots (In-person)
1E	626	Number of ballots that were returned electronically (UOCAVA/disability)
1F	4302	Number of counted ballots (Provisional)
1G	172869	Total number of ballots counted
1H		Does total ballots counted match the number of voters given vote history in VISTA
1I	No	If no, what is the difference

Fleeing voters

1L Explain:

Section 2: Challenged and Uncounted Ballot Statistics

2A	4298	Number of envelopes with a signature that does not match the voter's signature
2B	87	Number of unsigned envelopes
2C	237	Number of challenged ballots for other curable reasons
2D	8015	Total number of ballots that were challenged (cured and not cured combined)
2E	4622	Total number of curable that were not cured
2F	57.7%	Percentage of curable ballots that were not cured
2G	0	Total number of ballots where the voter submitted a disability affidavit*

Section 3: Rejected ballot statistics (ballots that cannot be cured)

3A	395	Number of ballots that were returned after the postmark deadline
3B	20	Number of ballots rejected for other non-curable reasons
3C	415	Total number of rejected that were not curable
3D	0.9%	Percentage of ballots that were returned as undeliverable

Section 4: Provisional ballot statistics

4A	4509	Number of provisional ballots issued
4B	4301	Number of provisional ballots counted
4C	208	Total Number of provisional ballots not counted
4D	9	Already Voted
4E	11	Insufficient ID
4F	188	No Proof of Residency
4G		Incomplete Form
4H		Other
4I	95.4%	Percentage of provisionals that were counted
4J	2,512	Number of provisional ballots that are same-day registration

Section 5: County Clerk Certification

Brian McKenzie
Davis

I certify that the information contained in this report is true and accurate.

This report must be sent to elections@utah.gov upon completion of the canvass



2024 Canvass - Audit Certification Report

County: Davis

Election: November 5, 2024

Paper Ballot Audit Summary

1. Number of paper ballots processed: 172,869
2. Number of ballots audited: 1,010
3. List the contests on the ballot that were audited:

President, Governor, Utah House 13, Davis School Board 1, Constitutional Amendment

4. Were there any differences between the tabulation software and the votes marked on the paper ballots?

Yes No (*If YES, please attach an explanation of any inconsistencies)

DRE Machine Audit Summary (complete only if applicable)

1. Number of voting machines used in the election: _____
2. Number of polling places used for the election: _____
3. Number of voting machines audited: _____
4. Were tamper-evident seals affixed to all journal tape canisters? Yes No
(*If no, please attach copies of the journal tape logs for the applicable canisters)
5. Did all machine serial numbers match when the canisters were installed and removed? Yes No
(*If no, please attach copies of the journal tape logs for the applicable canisters)
6. Did any tape seals on the journal tape canisters show evidence of tampering? Yes No
(*If yes, please attach copies of the logs for the applicable canisters)
7. Were there any differences between the machine results and hand-counted results for any audited machine?
 Yes No *If yes, please attach copies of the hand count logs for the applicable canisters)

Signature Affidavit Audit Summary

Total number of signature affidavits audited: 1,568

Did the signature audit reveal any inconsistencies between a signature's initial verification and the audit?

Yes No (*If YES, please attach an explanation of any inconsistencies)

Clerk Certification – to be completed before the canvass

Yes No I certify that the audits described above were conducted according to the audit policy.

Yes No I certify that I have reviewed the number of vote histories recorded in VISTA and they closely match the number of ballots cast in my county during this election.

Number of ballots counted: 172,869

Number of vote histories: _____

Difference: _____

Explain any differences:

Yes No I certify that I have properly maintained chain of custody controls as outlined in 20A-3a-401.1 and Rule 623-8.

Yes No I certify that I have properly maintained the voter list in accordance with state and federal laws (20A-3a-404(2)).

Yes No I complied with the requirements of the software validation rule R623-7: "before using any voting equipment, and before each election, the election officer shall verify that the firmware version on any voting equipment matches the firmware version that is certified by the EAC."

County Clerk Signature: _____



Date: _____

11-19-24



Davis County Post-Election Auditors Certification Report

Election: November 5, 2024

I certify that proper legal public notice was given for the Post-Election Audit. This audit was conducted at 61 South Main Street, Farmington, Utah 84025 on the 15th day of November, 2024; all laws, policies and procedures were followed as currently constituted; and that the following information is true and correct.

Signature of County Clerk: [Signature] Date: 11-15-24

We the undersigned election auditors certify that we were present during and participated in this post-election audit. We certify that we reviewed the original paper ballots, conducted a hand count tabulation of selected batches identified for audit, we confirmed that the hand count matched the electronic tabulations and that they accurately reflected the intent of the voter as marked on each ballot and that if any differences were identified, they have been listed on the Audit Summary Report.

As an appointed election auditor, I certify that I attended the Post-Election Audit and verified the information listed above to be accurate.

<u>[Signature]</u>	<u>[Signature]</u>
<u>Shane Carlson</u>	<u>Harvey Mollinet</u>
<u>[Signature]</u>	<u>[Signature]</u>
<u>[Signature]</u>	<u>Trisa Farrell</u>
<u>Verlynn Koster</u>	<u>Edna Johnson</u>
<u>[Signature]</u>	<u>Robyn White</u>
<u>John Hautz</u>	<u>Carl D. Guatke</u>
<u>Kennie Benedict</u>	<u>[Signature]</u>
<u>[Signature]</u>	<u>[Signature]</u>
<u>[Signature]</u>	<u>Jami Attery</u>
<u>Rebecca Tolman</u>	<u>Aleta Hallock</u>
<u>Laurie West</u>	
<u>[Signature]</u>	

STATISTICS

	TOTAL
Registered Voters - Total	202,927
Ballots Cast - Total	172,869
Voter Turnout - Total	85.19%

Summary Results Report
November 5, 2024
Davis County General Election

OFFICIAL RESULTS
Today's Date: 11-19-2024

U.S. PRESIDENT

Vote For 1

	TOTAL
REP DONALD J. TRUMP/JD VANCE	101,293
DEM KAMALA D. HARRIS / TIM WALZ	59,895
Write-In: NON-VALID WRITE-IN	4,046
LIB CHASE OLIVER/MIKE TER MAAT	2,137
CON JOEL SKOUSEN/RIK COMBS	1,208
GRN JILL STEIN/RUDOLPH WARE	890
UNA CLAUDIA DE LA CRUZ/KARINA ALEXANDRA GARCIA	413
UNA LUCIFER "JUSTIN CASE" EVERYLOVE	365
UNA CORNEL RONALD WEST / MELINA	291
Write-In: PETER SONSKI /LAUREN MICHELLE ONAK	58
Write-In: JAY J BOWMAN / DE D. BOWMAN	18
Write-In: FUTURE MADAM POTUS	1
Write-In: ANDRE RAMON MCNEIL	1
Write-In: SHONDRA YEVETTE IRVING	0
Write-In: BUDDIE ARDEN WILKERSON	0
Write-In: STEVE M. JOHNSON	0
Write-In Totals	4,124
Not Assigned	0
Overvotes	51
Undervotes	2,202

U.S. SENATE

Vote For 1

	TOTAL
REP JOHN CURTIS	108,083
DEM CAROLINE GLEICH	45,688
IAP CARLTON E. BOWEN	12,055
Write-In: NON-VALID WRITE-IN	1,002
Write-In: LAIRD FETZER HAMBLIN	44
Write-In Totals	1,046
Not Assigned	0
Overvotes	27
Undervotes	5,970

U.S. HOUSE DISTRICT 1

Vote For 1

	TOTAL
REP BLAKE D. MOORE	70,522
DEM BILL CAMPBELL	26,654
LIB DANIEL R. COTTAM	5,902
Overvotes	13
Undervotes	5,577

U.S. HOUSE DISTRICT 2

Vote For 1

	TOTAL
REP CELESTE MALOY	36,741
DEM NATHANIEL E WOODWARD	19,167
CON CASSIE EASLEY	3,183
UNA TYLER MURSET	1,825
Overvotes	20
Undervotes	3,265

GOVERNOR & LIEUTENANT GOVERNOR

Vote For 1

	TOTAL
REP SPENCER J. COX / DEIDRE M.	95,679
DEM BRIAN SMITH KING / REBEKAH	40,181
Write-In: PHIL LYMAN / NATALIE	20,103
LIB J. ROBERT LATHAM / BARRY EVAN	4,802
IAP TOMMY WILLIAMS / ARCHIE A.	3,767
UNA TOM TOMENY / WILLIAM LANSING	1,439
Write-In: NON-VALID WRITE-IN	555
Write-In: CHARLIE TAUTUAA / SYLVIA	49
Write-In Totals	20,707
Not Assigned	0
Overvotes	44
Undervotes	6,250

ATTORNEY GENERAL

Vote For 1

	TOTAL
REP DEREK BROWN	96,989
DEM RUDY J BAUTISTA	37,809
UUP MICHELLE QUIST	13,799
UNA AUSTIN HEPWORTH	7,617
LIB W. ANDREW MCCULLOUGH	6,150
Overvotes	58
Undervotes	10,447

STATE AUDITOR

Vote For 1

	TOTAL
REP TINA CANNON	105,079
DEM CATHERINE VOUTAZ	43,968
CON JEFFREY L. OSTLER	11,876
Overvotes	7
Undervotes	11,939

STATE TREASURER

Vote For 1

	TOTAL
REP MARLO M. OAKS	106,700
DEM NEIL A HANSEN	39,407
UFP MILES POMEROY	13,177
Overvotes	16
Undervotes	13,569

STATE SENATE DISTRICT 4

Vote For 1

	TOTAL
REP CALVIN RAY MUSSELMAN	9,099
Overvotes	0
Undervotes	2,928

STATE SENATE DISTRICT 8

Vote For 1

	TOTAL
REP TODD WEILER	22,256
DEM AARON WILEY	10,471
UNA ALISA COX VAN LANGEVELD	6,967
CON LAREN C LIVINGSTON	1,573
Overvotes	18
Undervotes	2,608

STATE HOUSE DISTRICT 11

Vote For 1

	TOTAL
REP KATY HALL	4,345
Overvotes	0
Undervotes	1,851

STATE HOUSE DISTRICT 12

Vote For 1

	TOTAL
REP MIKE SCHULTZ	1,814
DEM SHARON HILTON	556
Overvotes	0
Undervotes	175

STATE HOUSE DISTRICT 13

Vote For 1

	TOTAL
REP KAREN M. PETERSON	12,391
DEM LORRI ROGERS	4,854
Overvotes	2
Undervotes	1,556

STATE HOUSE DISTRICT 14

Vote For 1

	TOTAL
REP KARIANNE LISONBEE	12,947
Overvotes	0
Undervotes	5,565

STATE HOUSE DISTRICT 15

Vote For 1

	TOTAL
REP ARIEL DEFAY	14,904
UFP JOSH SMITH	4,783
Overvotes	2
Undervotes	2,548

STATE HOUSE DISTRICT 16

Vote For 1

	TOTAL
REP TREVOR LEE	11,510
DEM ZEAID HASAN	6,123
Overvotes	1
Undervotes	1,571

STATE HOUSE DISTRICT 17

Vote For 1

	TOTAL
REP STEWART E. BARLOW	14,694
LIB ADAM FELLER	3,926
Overvotes	2
Undervotes	2,953

STATE HOUSE DISTRICT 18

Vote For 1

	TOTAL
REP PAUL A. CUTLER	14,816
DEM STEVE HARTWICK	5,607
Overvotes	3
Undervotes	1,970

STATE HOUSE DISTRICT 19

Vote For 1

	TOTAL
REP RAYMOND P. WARD	13,620
DEM NICK K WADSWORTH	5,232
CON CAMERON A DRANSFIELD	1,560
Overvotes	2
Undervotes	1,838

STATE HOUSE DISTRICT 20

Vote For 1

	TOTAL
REP MELISSA GARFF BALLARD	11,381
DEM LEW E JEPPSON	5,848
Overvotes	0
Undervotes	1,919

STATE SCHOOL BOARD DISTRICT 3

Vote For 1

	TOTAL
REP ROD HALL	50,229
UFP LAURA JOHNSON	21,551
Overvotes	7
Undervotes	8,409

COUNTY COMMISSIONER

Vote For 1

	TOTAL
REP JOHN CROFTS	106,328
UNA MICHAEL J LAMBERT	46,777
Overvotes	67
Undervotes	19,697

COUNTY ASSESSOR

Vote For 1

	TOTAL
REP ANDY HANSEN	128,406
Overvotes	0
Undervotes	44,463

COUNTY RECORDER

Vote For 1

	TOTAL
REP KELLY A SILVESTER	127,248
Overvotes	0
Undervotes	45,621

COUNTY SURVEYOR

Vote For 1

	TOTAL
REP MAX B ELLIOTT	127,023
Overvotes	0
Undervotes	45,846

COUNTY TREASURER

Vote For 1

	TOTAL
REP MATT BRADY	127,704
Overvotes	0
Undervotes	45,165

DAVIS SCHOOL BOARD DISTRICT 1

Vote For 1

	TOTAL
ALISA ALLRED MERCER	10,356
MELANIE MORTENSEN	10,264
Overvotes	3
Undervotes	3,670

DAVIS SCHOOL BOARD DISTRICT 2

Vote For 1

	TOTAL
JOANI F STEVENS	12,005
JENNIFER LARSEN BROOKS	10,784
Overvotes	5
Undervotes	4,386

DAVIS SCHOOL BOARD DISTRICT 4

Vote For 1

	TOTAL
BRIGIT GERRARD	13,974
JEFFERY S YOUNG	6,911
Overvotes	3
Undervotes	5,948

DAVIS SCHOOL BOARD DISTRICT 5

Vote For 1

	TOTAL
MICHELLE RICHARDS BARBER	12,028
Overvotes	0
Undervotes	5,538

UTAH SUPREME COURT MATTHEW B. DURRANT

Vote For 1

	TOTAL
Yes	109,605
No	30,660
Overvotes	18
Undervotes	32,586

UTAH COURT OF APPEALS RYAN D. TENNEY

Vote For 1

	TOTAL
Yes	107,897
No	30,019
Overvotes	18
Undervotes	34,935

SECOND JUDICIAL DISTRICT COURT JOSEPH M. BEAN

Vote For 1

	TOTAL
Yes	106,069
No	31,318
Overvotes	14
Undervotes	35,468

SECOND JUDICIAL DISTRICT COURT RONALD G. RUSSELL

Vote For 1

	TOTAL
Yes	108,555
No	28,637
Overvotes	15
Undervotes	35,662

SECOND JUDICIAL DISTRICT COURT CRISTINA PATRICIA ORTEGA

Vote For 1

	TOTAL
Yes	105,960
No	31,396
Overvotes	20
Undervotes	35,493

SECOND JUDICIAL DISTRICT COURT CRAIG HALL

Vote For 1

	TOTAL
Yes	103,741
No	32,847
Overvotes	24
Undervotes	36,257

SECOND JUDICIAL DISTRICT COURT MICHAEL DARIO DIREDA

Vote For 1

	TOTAL
Yes	107,339
No	29,058
Overvotes	25
Undervotes	36,447

SECOND JUVENILE DISTRICT COURT TASHA WILLIAMS

Vote For 1

	TOTAL
Yes	108,613
No	27,131
Overvotes	37
Undervotes	37,088

CLEARFIELD JUSTICE COURT BRIAN E. BROWER

Vote For 1

	TOTAL
Yes	6,233
No	1,859
Overvotes	3
Undervotes	2,263

CLINTON JUSTICE COURT CATHERINE J. HOSKINS

Vote For 1

	TOTAL
Yes	106,341
No	27,735
Overvotes	8
Undervotes	38,785

SYRACUSE JUSTICE COURT CATHERINE JEANE HOSKINS

Vote For 1

	TOTAL
Yes	10,615
No	2,751
Overvotes	0
Undervotes	3,567

PROPOSITION #3 BOUNTIFUL CITY RAP TAX

Vote For 1

	TOTAL
Yes	13,925
No	7,885
Overvotes	2
Undervotes	1,623

PROPOSITION #4 FARMINGTON CITY RAP TAX

Vote For 1

	TOTAL
Yes	9,134
No	2,658
Overvotes	3
Undervotes	1,126

PROPOSITION #6 CLEARFIELD CITY PARAT TAX

Vote For 1

	TOTAL
FOR IMPOSITION OF THE PARAT TAX	5,519
AGAINST IMPOSITION OF THE PARAT TAX	3,945
Overvotes	2
Undervotes	892

CONSTITUTIONAL AMENDMENT B

Vote For 1

	TOTAL
For	114,521
Against	43,736
Overvotes	29
Undervotes	14,583

CONSTITUTIONAL AMENDMENT C

Vote For 1

	TOTAL
For	128,688
Against	29,342
Overvotes	28
Undervotes	14,811