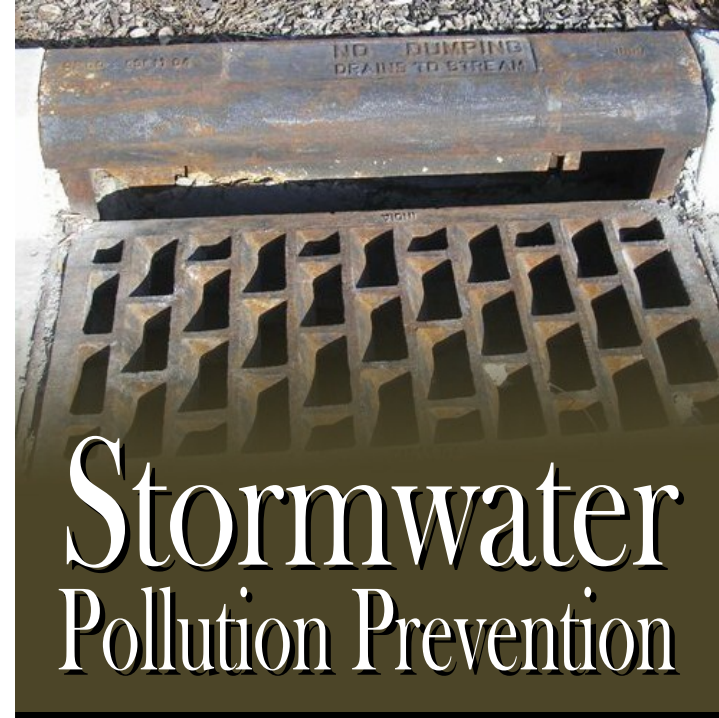


# Davis County Stormwater Coalition

Bountiful City	801-298-6125 <a href="http://www.bountifulutah.gov">www.bountifulutah.gov</a>
Centerville City	801-292-8232 <a href="http://www.centervilleut.net">www.centervilleut.net</a>
Clearfield City	801-525-2700 <a href="http://clearfieldcity.org">clearfieldcity.org</a>
Clinton City	801-614-0870 <a href="http://www.clintoncity.net">www.clintoncity.net</a>
Davis County Public Works	801-444-2230
Davis County Health Dept.	801-525-5100 <a href="http://www.daviscountyutah.gov">www.daviscountyutah.gov</a>
Farmington City	801-939-9212 <a href="http://www.farmington.utah.gov">www.farmington.utah.gov</a>
Fruit Heights City	801-927-7039 <a href="http://www.fruitheightscity.com">www.fruitheightscity.com</a>
Hill Air Force Base	801-775-3646
Kaysville City	801-546-1235 <a href="http://www.kaysvillecity.com">www.kaysvillecity.com</a>
Layton City	801-336-3700 <a href="http://www.laytoncity.org">www.laytoncity.org</a>
North Salt Lake City	801-335-8700 <a href="http://www.nslcity.org">www.nslcity.org</a>
South Weber City	801-479-3177 <a href="http://www.southwebercity.com">www.southwebercity.com</a>
Sunset City	801-614-0014
Syracuse City	801-825-7235 <a href="http://www.syracuseut.com">www.syracuseut.com</a>
West Bountiful City	801-292-4486
West Point City	801-776-0971
Woods Cross City	801-292-4421 <a href="http://www.woodscross.com/stormwater">www.woodscross.com/stormwater</a>



Davis County Stormwater Coalition



# Stormwater Pollution Prevention

## Tips for Septic Systems



### Areas of Concern:

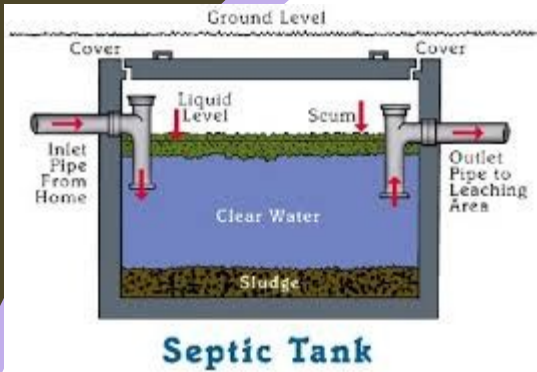
- Permitting
- Failure Causes
- Efficient Water Use
- Maintenance
- Landscaping on and around system

## Onsite Wastewater Systems

A residence or other building must have a way to remove wastewater from the premises. In most cases the building is connected to the municipal sewer. If the city sewer is too far away (usually 300 feet or farther), the property owner may have the option of constructing an individual wastewater system (septic tank and drain field/deep trench) for the disposal of wastewater. Not all properties meet requirements of state law for the installation of onsite wastewater systems.

### Permits

**Permits must be obtained from the Davis County Public Health Department to install an onsite wastewater disposal system. Fees must be paid corresponding to the approval of the location along with intermediate and final inspections of the system.**



**Septic Tank**

**Contact Davis County Public Health at 801-525-5128 for more information on permitting requirements.**

### Take Care of the Drain

Your septic system contains a collection of living organisms that digest and treat household waste. Pouring toxins down your drain can kill these organisms and harm your septic system. To prevent buildup, sludge and floating scum need to be removed through periodic pumping of the septic tank. Inspections every three years and pumping are the best and cheapest way to keep your septic system in good working order.

### Use Water Efficiently


Efficient water use can improve the operation of the septic system and reduce the risk of failure. Use high-efficiency toilets, faucet aerators and high-efficiency showerheads. Make sure toilets and faucets are not leaking. Wash only full loads of clothing and do laundry throughout the week.

### Proper Landscaping On and Around Your Septic System

Make sure your septic tank and drainfield are clear from underground sprinklers, decks and patios, sports courts, swing sets, driveways and vehicle parking. Plant native, drought-tolerant plants or grass. Divert all surface drainage away from the system. Avoid water-loving trees and plants. Use shallow-rooted plants. Adding a couple inches of topsoil above drain field is OK.

## Stormwater 101

Clean wetlands and healthy streams are important to Davis County. Water from improperly installed or failed septic systems can enter rivers or streams making the waterways unsafe for people and wildlife. Following these management practices will prevent pollution, comply with regulations, and protect public health.



# Stop!

### DO NOT FLUSH

#### THESE ITEMS CAUSE FAILURES

**Feminine hygiene products**

**Condoms**

**Dental Floss**

**Diapers**

**Cigarette butts**

**Household chemicals**

**Pharmaceuticals**

**Cat Litter**

**Coffee grounds**